

HEADSAIL FURLING & REEFING SYSTEMS




>> Your furling system for your navigation program

Facnor team is very much involved in innovation and customer needs. This, as well as the expertise of the most competent skippers, has led to the adaption and improvement of the Facnor headsail reefing system range. For each range, specific features has been developed. Each sailor will be able to find the Facnor furling gear suitable for his navigation : classic drum (LS/LX/RX), webbing drum (FD), continuous line drum (RC) or electrical motorised drum (RMEJ).

GENOA & STAYSAIL

FOUR RANGES OF JIB FURLERS



LS/LX/RX CLASSIC DRUM FURLING
& REEFING SYSTEMS P12



RC CONTINUOUS LINE FURLING
& REEFING SYSTEMS P18



NEW!

FD WEBBING FURLING & REEFING
SYSTEMS P20 & 21



ELECTRIC MOTORIZED FURLING &
REEFING SYSTEMS RMEJ P24 & 25



Photo : © Marc Ducrey / Chamade

HEADSAIL FURLING & REEFING SYSTEMS

From the smallest of cruising yachts to the biggest round the world race yachts, they all have something in common, the same Facnor technology. As a result, the LS/LX/RX ranges guarantee a secure and long life navigation.



Photo Credit : Voile Australe / www.podorange.com

RACE DEVELOPED TECHNOLOGY

Bearing box : STRENGTH and RELIABILITY

Like the Facnor carbon furling systems on board of Jean Luc Van Den Heede's 80 footer, the Ls/Lx/Rx drum and swivel are fitted with a "bearing box" (see above). This was tested over ocean races under loads up to 20 to 30 times higher than a 30ft cruising boat. Even under high halyard tension furling remains easy. This innovative system is now available for every boat thanks to Facnor continuous development. Other interesting advantages : the easy installation of Facnor reefing equipment, well-known and experienced by marine professionals.

DRUM



&

SWIVEL

WATERPROOF

Thanks to 2 elastomer moulded twin rim joints proofing against salt water and ultra violet rays

BEARING BOX

Components: a stainless steel thrust bearing between 2 large self-lubricating polymer fibre bearings

SMOOTH ROTATION


This bearing box takes the axial loads (halyard tension) and lateral loads (outhaul tension)

HARD ANODISING

A hard anodising (40 microns), similar to winches, protects these parts against impacts and abrasion

ROTATING TACK FITTING (LX & RX)

Fitted with torlon® bearing, this system takes up automatically the sail fullness when furling and offers a better sail shape when it is partially furled



LS-LX-RX CLASSIC DRUM FURLING & REEFING SYSTEMS

Strength and reliability



SAIL FEEDER (LX range)

The included pre feeder gives the ideal fitting to hoist the sail alone



EASED INSTALLATION

with the bottom telescopic section, no need to cut the top foil section (see p. 28)



LARGE RANGE OF SECTIONS (5 SIZES)

These sections allow a gradual and regular furling (see details page 28)

SYNTHETIC INSULATION

Situated between different materials to prevent electrolysis



360° ADJUSTABLE FURLING LINE GUIDE

For an optimal running of the furling line (no rubbing)



HALYARD DEFLECTOR WHEEL

Prevents the Genoa halyard and any other halyard from wrapping around the forestay



SWIVEL SMOOTH ROTATION

Even under high loads, featuring the innovative bearing box like the drum

STRONG CONNECTIONS

Improved torque resistance makes the furling easy even under loads (see details p.28)

FACNOR ADVANTAGES


- Smooth rotation even under high loads
- Maintenance free
- Large range of sections
- Strong connections
- Smooth stainless steel feeder + pre feeder (LX range)
- Rotating tack fitting (LX/RX range)
- Adjustable guides
- Insulation between different materials
- 40 micron hard anodising (mechanisms)
- Easy installation thanks to the bottom telescopic section (see p. 28)



SAILOR TIP

"Sail downwind to furl in"

Sylvain Letouzé, Technical/Sales assistant & ex-professional skipper

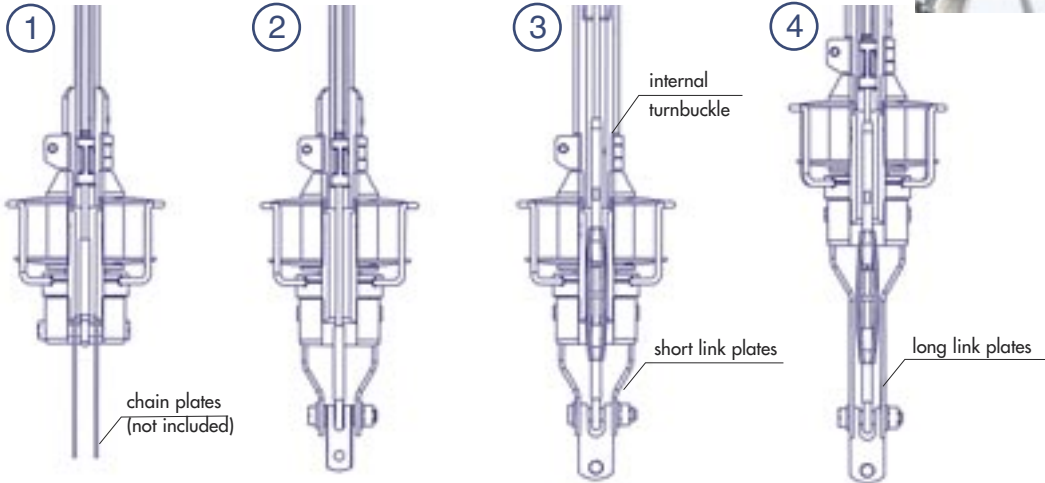


By strong wind, when it is tough to furl in the Genoa, the right reaction is to sail downwind. The apparent wind and the pressure in the sail decrease. Sheets very slack, this makes easier to furl. Other care: before departure, check that with the Genoa out the furling line has a few turns left round the drum, this will be useful in case you furl in the sail tighten afterwards!..."

4 POSSIBLE TYPES OF INSTALLATION

The drum fixation depends on the bottom forestay terminal fitted on your boat. As shown below, 3 extra options can be added to the standard furling kit (1) :

- short link plates (bent stainless steel plates) (2)
- internal turnbuckle option + short link plates (extended drum nose) (3)
- long link plates (4)



All models: The bottom fixing pin (marine quality stainless steel) is delivered with a nut (nylock) that insures a reliable fixing of the forestay and the furling system.

Bottom forestay terminal	Eye + chain plates	Eye + jaw toggle	Turnbuckle + double jaw toggle	Turnbuckle + double jaw toggle
Type of installation	Standard	with short link plates	with internal turnbuckle option + short link plates	with long link plates

LS STANDARD & LX UPGRADED RANGES

LS / LX / RX according to your sailing programme : you will find within the three ranges of headsail furling and reefing systems, the Facnor product adapted to your needs either cruising, ocean navigation or racing.

LS / LX cruising programme : the LS range offers a large choice of standard models. Besides, the LX range corresponds to an "upgraded" range featuring a removable drum, a rotating tack fitting, and a stainless steel feeder.

Model	LS 60	LS 70	LS 100	LS 130	LS 165	LS180	LS 200	LS290	LS330
	LX 60	LX 70	LX 100	LX 130	LX 165	LX 180	LX 200	LX290	LX330
Boat Length (mètres)	5,5 to 7 20' to 23'	6,5 to 8 21' to 28'	7,5 to 9 24' to 29'	8 to 11 26' to 36'	9 to 12 29' to 40'	10 to 13 40' to 43'	11,5 to 14 38' to 45'	13 to 18 43' to 60'	15 to 28 50' to 90'
Max forestay ø <small>*removable eye or turnbuckle</small>	5 5/32"	5 5/32"	6 1/4"	6 - 7* 1/2" 9/32"*	8 - 10* 5/16" 3/8"*	8 - 10* 5/16" 3/8"*	10 - 12* 3/8" 1/2"*	12 - 14* 1/2" 9/16"*	14 - 22* 9/16" 3/4"*
SECTION :	SX 25	SX 25	SX 33	SX 33	SX 39	SX 39	SX 47	SX 47	SX 53
Weight per meter	577 g	577 g	658 g	658 g	914 g	914 g	1095 g	1095 g	1413 g
Halyard swivel	CX 25	CX 25	CX 33	CX 33	CX 39	CX 39	CX 47	CX 47	CX 53
OPTIONS	OPTIONS : Link plates / internal turnbuckle fitting								

STANDARD LS
STANDARD DRUM
ALUMINIUM SAIL FEEDER
FIXED TACK FITTING

LUXE LX
REMOVABLE DRUM
STAINLESS STEEL FEEDER
ROTATING TACK FITTING



LS-LX-RX CLASSIC DRUM FURLING & REEFING SYSTEMS

Easy installation & widely developed ranges

RX: REMOVABLE DRUM



Photo credit : Grand Soleil

RX racing/cruising programme : If you race, the RX furling systems will meet your satisfaction with their aerodynamic sections (see page 28), the rotating tack fitting and the removable drum allow you to use the system as a head foil.

Removable drum : system used as a simple head foil

Just a few minutes are needed to change the furling system into a twin groove head foil ready for racing.



1 Unscrew and remove the furling line guide



2 Remove the half plates



3 Fit the two half protection rings

4



4 Once the half plates are removed, a racing Genoa can be hoisted using the twin groove head foil

Photo credit : Demé Voiles

Model	RX 70	RX 100	RX 130	RX 165	RX 220	RX260	RX300
Boat Length	6,5 to 8 21' to 24'	7,5 to 8,5 24' to 29'	8 to 9,5 28' to 30'	9 to 11,5 29' to 37'	10 to 12,5 32' to 42'	11,5 to 15 37' to 49'	13 to 18 42' to 60'
Max. forestay ø	5 5/32"	6 1/4"	6 or 7 1/4" or 9/32"	8 5/16"	8 or 10 5/16"	10 3/8"	12,7 1/2"
	necessary to have removable eye or turnbuckle						
SECTION : Weight per meter	R 14 451 g	R 14 451 g	R 14 451 g	R 24 555 g	R 26 641 g	R 26 641 g	R 34 991 g
Halyard swivel	CX 14	CX 14	CX 14	CX 24	CX 26	CX 26	CX 34
OPTIONS	OPTIONS : link plates / internal turnbuckle fitting						



SAILOR TIP

Greasing screws...

Patrick Lanéelle
Head of Facnor Design Dpt

When assembling and servicing during the winter your furling gear, put grease on the screws situated at the bottom telescopic section and the top of the drum link plates. This will simplify the dismantling or turnbuckle access if necessary.



Photo Credit : Alubat - Ovni