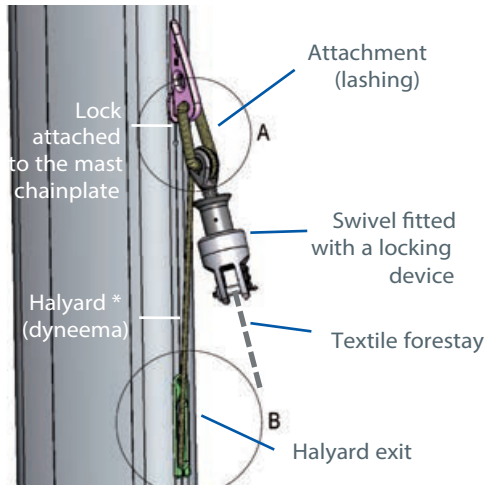



>> Swivel & lock : Double function, compact and light



* Halyard partially without outer shell on 1.1 to 1.2x the luff length

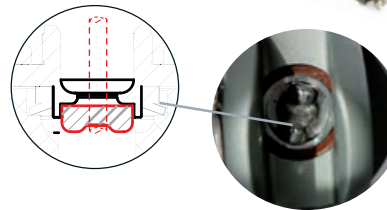
EXTERNAL LOCKS : SWIVEL & LOCK

>> HSW Swivel & lock technical features

Parameters / Lock model* (= working load)	3 T	6 T	9 T	9 T+
Kevlar Equivalent wire	8T	20T	27T	Please contact us

>> Locking Swivels with fixed pin / removable swivel

Pin attached to chain plate (fig 1), the body of the locking swivel flies from the deck – for instance from the bag – to the top of the mast to get secured (fig2)



A Dogbone blocks the halyard in the swivel

