

## CLASSIC DRUM FURLING & REEFING SYSTEMS

Already widely tested round the world, the LS-RX ranges have resistant sections and connectors and are fitted with bearings running in grease.



© Arthur Smeets - KM Yachtbuilders

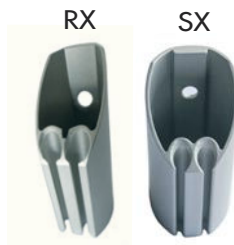
## RELIABILITY OF THE MECHANISMS

LS-RX

- No maintenance bearings
- Rotating tack fitting and sail feeder (RX)
- Large range and widely tested around the world
- Strong connectors & sections
- Easy installation (thanks to the telescopic section)
- 360° adjustable furling line
- Option : in-deck version (IDLS)

### Sail feeder

Aluminium foil sections (SX & RX)  
(see P16)



## DRUM & SWIVEL

### Bearing box

(Steel bearings running in grease)

### Smooth rotation

This bearing box takes the axial loads (halyard tension) and lateral loads (outhaul tension)

### Anodization

(30 microns) protects parts against impacts and abrasion

## IN-DECK VERSION

### IDLS

Underdeck furling system smart & maximum luff



IDLS

**Halyard deflector wheel**

(see page 24)

**High load Swivel**

(waterproof)

**Strong sections and connections**

Torx® screws for an easy fitting and further dismantling (see p.24)

**Bottom telescopic section**

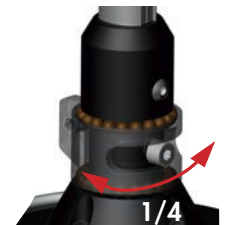
enables to adjust foil section length, no cutting

**Internal turnbuckle fitting**

provides space inside for the turnbuckle (see page10)

**Rotating tack fitting (RX)**

Fitted with Torlon® balls : this system takes up automatically the sail fullness when furling.



**Synthetic insulation**

to prevent electrolysis

**360° adjustable furling line**

For an optimal running of the furling line





You will find within the two ranges of headsail furling and reefing systems (LS-RX), the Facnor product adapted to your needs either cruising, ocean navigation or racing.

### “CRUISING” RANGE LS

**LS cruising programm:** widely tested range with rounded sections, classic drum, aluminium feeder and fixed tack fitting.

Features	Ranges	
	LS	RX
Removable drum		■
Classic drum	■	
Aluminium feeder	■	■
Rotating tack fitting		■
Fixed tack fitting	■	
Round sections RX	■	
Elliptical sections SX		■

Model	LS 60	LS 70	LS 100	LS 130	LS 165	LS180	LS 200	LS290	LS330
Boat length (meters & feet)	5,5 ↓ 7 m	6,5 ↓ 8 m	7,5 ↓ 9 m	8 ↓ 11 m	9 ↓ 12 m	10 ↓ 13 m	11,5 ↓ 14 m	13 ↓ 18 m	15 ↓ 28 m
	20' ↓ 23'	21' ↓ 28	24' ↓ 29'	26' ↓ 36'	29' ↓ 40'	40' ↓ 43'	38' ↓ 45'	43' ↓ 60'	50' ↓ 90'
	max.	5	5	6	6-7*	8-10*	8-10*	10-12*	12-14*
forestay ø (mm & inch)	5/32"	5/32"	1/4"	1/4" 9/32" *	5/16" 3/8" *	5/16" 3/8" *	3/8" 1/2" *	1/2" 9/16" *	9/16" 3/4" *
Section	SX 25	SX 25	SX 33	SX 33	SX 39	SX 39	SX 47	SX 47	SX 53
Weight (g/m)	577	577	658	658	914	914	1095	1095	1413
Halyard swivel	C25	C25	C 33	C 33	C 39	C 39	C 47	C 47	C 600
Options	link plates / turnbuckle								

\*necessary to have removable eye or turnbuckle



### «RACING» RX RANGE- REMOVABLE DRUM

**RX racing/cruising program:** The aerodynamic sections, the rotating tack fitting and the removable drum plates make the RXs well adapted for racing.




Model	RX 70	RX 100	RX 130	RX 165	RX 220	RX260	RX300
Boat length (meters & feet)	6,5 ↓ 8 m	7,5 ↓ 8,5 m	8 ↓ 9,5 m	9 ↓ 11,5 m	10 ↓ 12,5 m	11,5 ↓ 15 m	13 ↓ 18 m
	21' ↓ 24'	24' ↓ 29'	28' ↓ 30'	29' ↓ 37'	32' ↓ 42'	37' ↓ 49'	42' ↓ 60'
	max.	5	6	6 or 7	8	8 or 10	10
forestay ø (mm & inch)	5/32"	1/4"	1/4" or 9/32"	5/16"	5/16" or 3/8"	3/8"	1/2"
Necessary to have removable eye or turnbuckle							
Section:	R 14	R 14	R 14	R 24	R 26	R 26	R 34
Weight (g / m)	451	451	451	555	641	641	991
Halyard swivel	C 14	C 14	C 14	C 24	C 26	C 26	C 34
Options	link plates / turnbuckle						

### Removable drum : system used as a simple head foil

Just a few minutes are needed to change the furling system into a twin groove head foil ready for racing.

1. Unscrew and remove the furling line guide



2. Remove the half plates



3. Fit the two half protection rings



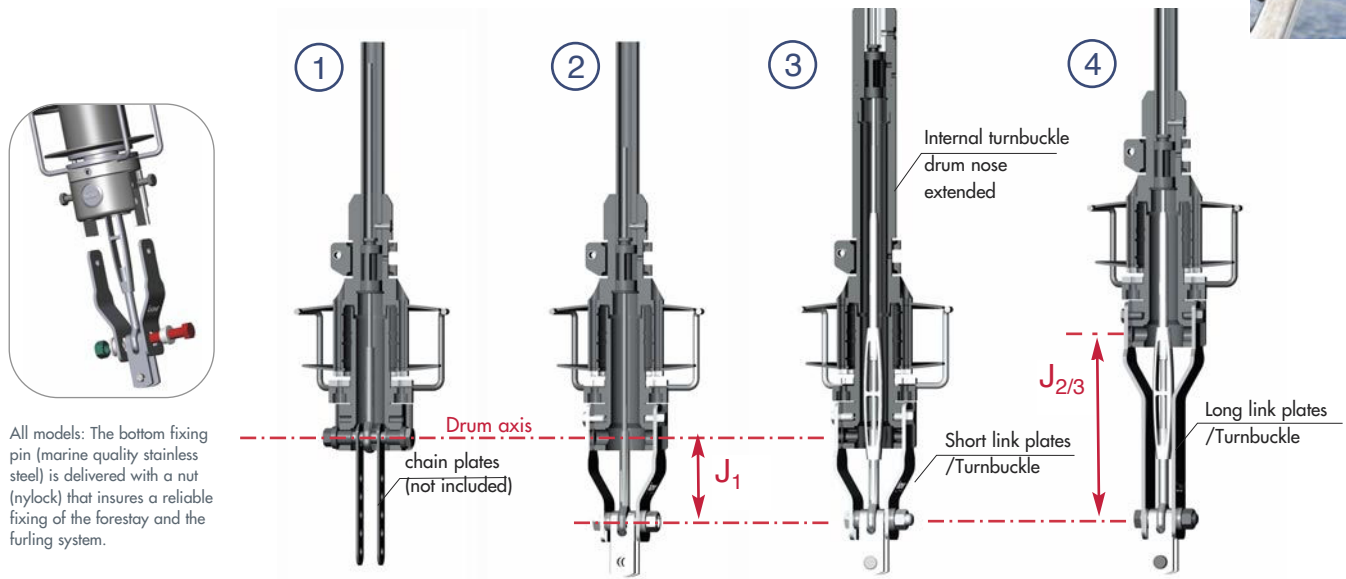
4. Once the half plates are removed, a racing Genoa can be hoisted using the twin groove head foil





4 POSSIBLE TYPES OF INSTALLATION

The drum fixation depends on the bottom forestay terminal fitted on your boat :



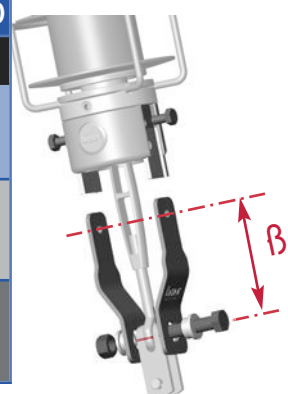
All models: The bottom fixing pin (marine quality stainless steel) is delivered with a nut (nylock) that insures a reliable fixing of the forestay and the furling system.

Bottom forestay terminal	Eye + chain plates	Eye + jaw toggle	Turnbuckle + double jaw toggle	Turnbuckle + double jaw toggle
Type of installation	① Standard	② with short link plates Option	③ with internal turnbuckle & short link plates Option	④ with long link plates Option

LINK PLATE KITS & INTERNAL TURNBUCKLE FITTINGS

**Short link plates option** pict ② ③: bent stainless steel plate 4 or 5 mm thick. Pin to pin = 100 ou 150 mm  
**Long link plates option** pict ④: bent stainless steel plate 4 or 5 or 6 mm thick. Pin to pin = 200 ou 250 mm  
**Extra-long link plates option** (only for biggest models): bent stainless steel plate 6 mm thick. Pin to pin = 350 mm.

Plates Option	LS 60	LS 70	LS 100	LS 130	LS 165	LS180	LS 200	LS290	LS330
	-	RX 70	RX 100	RX 130	RX 165	RX 220	RX260	RX300	-
<b>Short link plates option</b> - Pin to pin $\beta$ Thickness (mm) + Height J1 / Standard (mm)		lgth 100 thk 4 + 82			lgth 150 thk 4 + 128		lgth 150 thk 5 + 126		
<b>Long link plates option</b> - Pin to pin $\beta$ Thickness (mm) + Height J 2-3 / Standard (mm)		lgth 200 thk 4 + 182			lgth 250 thk 5 + 228		lgth 250 thk 6 + 226		
<b>Extra-long link plates</b> - Pin to pin $\beta$ Thickness (mm) + Height J 2-3 / Standard (mm)	-	-	-	-	-	-	lgth 350 thk 6 + 326		



**Internal turnbuckle option** fig. ④: With the internal turnbuckle fitting, the turnbuckle can be positioned inside the drum and be easily adjusted. 5 models available

Internal turnbuckle option	LS 60	LS 70	LS 100	LS 130	LS 165	LS180	LS 200	LS290	LS330
<b>LS Internal turnbuckle fitting</b> ø inner dimension & lgth (mm)	ø 28 lgth 256	ø 34 lgth 279		ø 42 lgth 315		ø 50 lgth 432		ø 64 lgth 546	
<b>RX Internal turnbuckle fitting</b> ø inner dimension & lgth (mm)	-	RX 70	RX 100	RX 130	RX 165	RX 220	RX260	RX300	-
		ø 28 lgth 256		ø 34 lgth 279		ø 42 lgth 315		ø 50 lgth 432	





### Greasing screws :



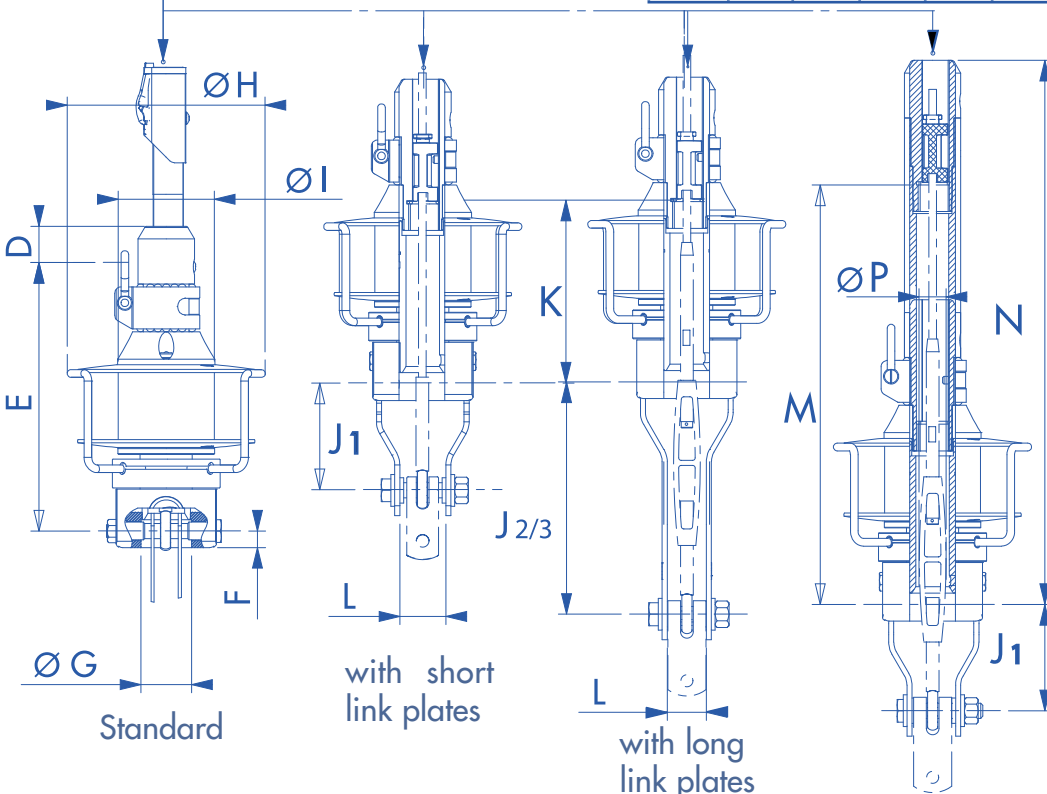
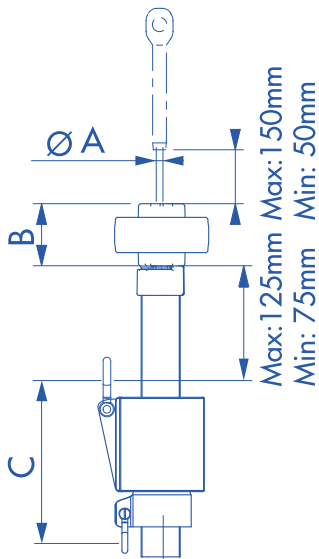
When assembling and servicing during the winter your furling gear, put grease on the screws situated at the bottom telescopic section and the top of the drum link plates. This will simplify the dismantling or turnbuckle access if necessary.

**Reminder :** no need to cut the forestay when installing Facnor furling system (see page 24).

**Rinsing the drum/swivel :** LS-RX models do not require any specific maintenance except from regular cleaning with fresh water. This will remove salt deposits, source of corrosion.

### LS-RX DIMENSIONS

Measurements (mm)	LS 60	LS 70	LS 100	LS 130	LS 165	LS 180	LS 200	LS 290	LS 330
	-	RX 70	RX 100	RX 130	RX 165	RX 220	RX 260	RX 300	-
<b>B</b>	53	53	53	53	53	53	53	53	53
<b>C LS</b>	142	142	158	158	175	175	220	220	228
<b>C RX</b>	-	142	142	142	158	175	175	220	-
<b>D</b>	34	34	29	29	16	16	28	28	38
<b>E</b>	207	207	225	225	241	241	278	278	306
<b>F</b>	13	13	12,5	12,5	18	18	20	20	20
<b>G</b>	40	40	48	48	56	56	78	78	78
<b>H</b>	146	157	171	191	210	225	246	276	320
<b>I</b>	76	76	84	84	95	95	124	124	124
<b>J</b>	(See page 10)								
<b>K</b>	142	142	156	156	173	173	202	202	-
<b>L</b>	26	26	32	32	41	41	61	61	61
<b>M</b>	331	331	367	367	419	419	551	551	687
<b>N</b>	429	429	465	465	513	513	656	656	812
<b>ø P</b>	28	28	34	34	42	42	50	50	63



Note: The specifications are subject to change without notice, please refer to your "pro support" on the extranet Facnor (reserved for dealers) for more information or discounted technical support [www.facnor.com](http://www.facnor.com)

with internal turnbuckle option & short link plates

